

CTC Parts for the Bespress are dimensionally interchangeable & the strongest money can buy!



BPRYB YOKE BRACKET



BPRD REPLACEMENT DOOR



CHUTED DOOR




BPRDOG



BPRYOKE YOKE ASSEMBLY



HSLA LIFTING ARM



BALE EJECTOR KIT



BPRTF TRAMPER FOOT



BPRLG LINT GATE WITH STIFFER BOTTOM




SAMPLE CUTTERS



BALE INDENTION BARS



BPRFB FOLLOW BLOCK



BPRLP LOWER PLATEN



CAR-LOKER BAR



6 TIE UPPER PLATEN WITH TIE BARS



BPRJB JACK BRACKET




BPRTP TELESCOPIC PIN



★ DOUBLE & SINGLE ACTING DOOR LOCK CYLINDERS



DOOR BUSHINGS



★ DOOR HANGER



★ UPPER BOX



FULCRUM



INSIDE BOX WALL



**★ WELDED TRAMPER CYLINDER ★
6" X 4" X 78" TVL
RATED @ 3000 PSI**



FRONT HEAD

REAR HEAD



BPRLED LOWER END DOOR




HIGH STRENGTH END DOOR LINKS



UPPER BOX END WALL

★ NEWEST ADDITIONS TO THE PRODUCT LINE ★

CTC DESIGN, INC.



★ TRAMPER GUIDE SYSTEM ★



★ DOOR OPENING SYSTEM ★



★ BALE LIFT CONVEYOR ★

BESPRESS UPGRADES

- LINT GATE
- INSIDE BOX WALL
- UPPER BOX END WALL
- COLUMN & NUTS
- REPLACEMENT DOOR HINGE PLATES
- UPPER BOX SIDES
- HYDRAULIC PUSHER CYLINDER
- HEAVY DUTY PUSHER CARRIAGE
- PUSHER PROPORTIONAL VALVES
- BALE EJECTOR KIT
- BALE WEIGHT CONTROL
- BRONZE THRUST WASHERS FOR DOORS
- ELECTRIC TURNING MOTOR
- DOOR HOLD-UP ROLLER BRACKETS WITH BEARING & LUBE FITTING
- BOOSTER PUMPS
- SCAB BARS-CONVERTS LOWER PLATEN TO 6 WIRE
- DOOR LOCK PUMP
- HIGH STRENGTH LIFTING RODS
- TRAMPER GUIDE SYSTEM
- FULCRUM
- BALE LIFT CONVEYORS
- PRESSURE TRANSDUCERS
- DOOR HANGER
- BPRLED LOWER END DOOR
- HIGH STRENGTH END DOOR LINKS
- LIFTING ARMS
- HYDRAULIC DOOR OPENERS
- REPLACEMENT DOORS
- CHUTED DOORS
- DOOR LOCK CYLINDERS-DOUBLE & SINGLE ACTING
- DOOR YOKE
- DOOR BUSHINGS
- TELESCOPIC DOOR PINS
- STANDARD DOOR PINS
- TRAMPER FOOT
- TRAMPER CYLINDERS
- FOLLOW BLOCK
- 6 & 8 TIE GRID PLATES
- UPPER PLATEN ASSEMBLY
- LOWER PLATEN ASSEMBLY
- BALE INDENTION BAR KIT
- ALL STEEL DOGS
- JACK BRACKET
- YOKE BRACKET
- WINN KNOTTER BARS & PARTS
- SAMPLE CUTTERS
- CAR-LOKER BARS
 - DOORS
 - LATCH PLATES
 - PINS
 - SPRINGS
- FILTER ELEMENTS
- PROXIMITY SWITCHES

Mailing
P.O. Box 4211
Cordele, GA 31010

Tel: 229-273-1374
Fax: 229-273-4343
<http://www.ctcdesigninc.com/>

Shipping
106 N. 7th St.
Cordele, GA 31015